

















Eesti KV jäärajasõidus 2026 1. etapp




Tulemused

TULEVIK (Tänavarehv)






Koht	#	Nimi	I-VOOR	II-VOOR	III-VOOR	Kokku
1	#64	 Freddy Vatter Tikkri Motorsport · Honda Civic	5 3:56.924	2 3:35.297	1 3:30.414	3
2	#122	 Kenner Märtn Ford Fiesta	1 3:30.746	3 3:36.996	2 3:31.103	3
3	#69	 Kristofer Saar Racing Academy · Citroen C2	2 3:31.484	1 3:31.918	4 3:35.114	3
4	#123	 Rebeka—lisett Saar Citroen C1	4 3:54.211	4 3:38.222	3 3:34.137	7
5	#119	 Carlos Viilo Prepwin Motorsport · Ford Fiesta	3 3:41.541	5 3:42.043	5 3:53.915	8

NOORED (Tänavarehv)













Koht	#	Nimi	I-VOOR	II-VOOR	III-VOOR	Kokku
1	#41	 Martti Raudleht Hõbemägi Motorsport · Opel Corsa	1 3:17.121	1 3:16.671	3 3:22.461	2
2	#34	 Kaarel Kutsar Ford Fiesta	3 3:22.317	2 3:19.546	1 3:19.411	3
3	#43	 Oliver Takk Ford Fiesta	2 3:21.385	4 3:22.109	2 3:21.871	4
4	#58	 Keiti Eerik Toyota Yaris	4 3:23.861	3 3:22.106	6 3:24.155	7
5	#63	 Oliver Kurg EO · Ford Fiesta	5 3:24.977	5 3:25.629	7 3:24.598	10
6	#12	 Karl Marek Kamla EO · Ford Fiesta	8 3:27.863	9 3:29.962	4 3:22.642	12
7	#62	 Markus Kasepõld Lada Samara	10 3:33.681	7 3:27.239	5 3:23.933	12
8	#35	 Kaur Einola Ford Fiesta	6 3:25.918	6 3:25.687	8 3:25.301	12
9	#32	 Albert Ako Kokk Honda Civic	7 3:27.183	8 3:29.118	9 3:29.433	15
10	#9	 Hannes-Andrek Kivi Honda Civix	9 3:32.379	11 3:34.519	10 3:30.926	19
11	#129	 Lukas Teets Lada Samara	11 3:37.508	12 3:49.586	11 3:31.859	22
12	#10	 Karoli Nagel Honda Civic	12 3:37.913	10 3:34.326	12 3:37.274	22








Koht	#	Nimi	I-VOOR	II-VOOR	III-VOOR	Kokku
NA	#33	 Andris Juhkam AMJ Racing · Honda Civic	13 3:52.489	80 DNF	90 DNS	93
NA	#11	 Bairon Kuusik Peugeot 206	80 DNF	80 DNF	90 DNS	160
NA	#36	 Kenner Märtin Ford Fiesta	90 DNS	90 DNS	90 DNS	180

NAISED (Tänavarehv)

Koht	#	Nimi	I-VOOR	II-VOOR	III-VOOR	Kokku
1	#157	 Keiti Eerik Toyota Yaris	1 3:22.337	1 3:22.019	1 3:23.430	2
2	#110	 Karoli Nagel Honda Civic	2 3:36.149	2 3:30.105	4 3:55.866	4
3	#222	 Teivi Demant VW Golf 2	3 3:37.512	3 3:31.855	2 3:31.442	5
4	#31	 Triinu Tammel Thule Motorsport · Ford Fiesta	4 3:41.391	4 3:44.015	3 3:46.403	7
NA	#30	 Greete Runtel-Orav Citroen C1	8 DSQ	5 4:13.719	90 DNS	13

ESIVEDU (Tänavarehv)


Koht	#	Nimi	I-VOOR	II-VOOR	III-VOOR	Kokku
1	#555	 Andri Kutsar Kutsar Racing · Ford Fiesta	5 3:21.797	2 3:20.075	1 3:16.715	3
2	#45	 Ranno Saar Citroen C1	1 3:16.924	4 3:20.844	2 3:17.531	3
3	#15	 Martti Raudleht Höbemägi Motorsport · Opel Corsa	2 3:19.633	1 3:17.687	3 3:18.243	3
4	#20	 Tauno juhanson Lada Samara	3 3:20.574	7 3:23.433	4 3:20.342	7
5	#21	 Toivo Uusna TikkriMotorsport · Skoda Fabia	7 3:22.142	3 3:20.168	5 3:21.199	8
6	#38	 Reno Kööts VW Golf	4 3:20.742	6 3:22.137	15 3:29.152	10
7	#16	 Oliver Takk Ford Fiesta	6 3:21.926	5 3:21.746	7 3:22.437	11
8	#27	 Kaur Einola Ford Fiesta	9 3:23.863	8 3:23.488	6 3:21.274	14
9	#163	 Oliver Kurg EO · Ford Fiesta	8 3:22.692	15 3:32.152	8 3:22.719	16
10	#40	 Markus Kasepõld Lada Samara	10 3:27.559	9 3:23.879	9 3:23.410	18
11	#54	 Marek Kamla Ford Fiesta	17 3:32.121	11 3:29.168	11 3:24.847	22
12	#22	 Andres Juhanson	13	16	10	23

Koht	#	Nimi	I-VOOR	II-VOOR	III-VOOR	Kokku
		Lada Samara	3:29.162	3:32.566	3:23.535	
13	#25	 Ivar Peetsalu VW Golf 2	14 3:29.410	10 3:26.680	13 3:25.781	23
14	#19	 Kaspar Allik Tikkri Motorsport · Mazda MX-3	12 3:28.826	12 3:29.655	12 3:25.155	24
15	#24	 Egon Kõrge Toyota Starlet	11 3:28.159	80 DNF	14 3:27.844	25
16	#4	 Priit Kadastik Racesin Motorsport · Suzuki Swift	16 3:30.746	13 3:29.724	18 3:31.592	29
17	#29	 Lukas Teets Lada Samara	18 3:33.782	14 3:30.988	16 3:29.589	30
18	#28	 Kristo Muru Hyundai Th	15 3:30.231	17 3:39.855	17 3:30.132	32
NA	#26	 Karl Marek Kamla EO · Ford Fiesta	90 DNS	90 DNS	90 DNS	180







TAGAVEDU-V (Tänavarehv)

Koht	#	Nimi	I-VOOR	II-VOOR	III-VOOR	Kokku
1	#70	 Tannar Valbrit . · Lada 2102	1 3:28.852	1 3:31.379	1 3:29.230	2
2	#61	 Keio Priimats KTP · Vaz 2107	2 3:32.406	5 3:36.700	3 3:33.566	5
3	#59	 Erki Mõisa BMW 318	3 3:32.752	2 3:34.566	6 3:37.797	5
4	#57	 Ain Krumm Lada 2106	4 3:34.543	4 3:36.173	2 3:32.902	6
5	#67	 Mario Vallimäe BMW E46 Compact	8 3:40.438	3 3:34.625	4 3:35.566	7
6	#60	 Indrek Neidre BMW 318	5 3:35.360	6 3:36.785	5 3:37.248	10
7	#65	 Kristjan Rosenberg BMW 320D	7 3:39.536	7 3:41.254	7 3:39.104	14
8	#48	 Arvo Kask Wellow Racing · BMW 316	6 3:38.391	9 3:42.047	8 3:39.485	14
9	#118	 Alari Antson BMW 320D	9 3:42.489	8 3:41.617	9 3:40.344	17
10	#42	 Eerik Kiselev BMW E36	10 3:45.453	10 3:43.578	12 4:00.789	20
11	#66	 Margus Tooming BMW E46 Compact	12 3:49.942	12 3:47.531	10 3:43.148	22
12	#68	 Martti Hoop Toyota GT86	11 3:46.051	11 3:46.106	11 3:43.796	22








TAGAVEDU-S (Tänavarehv)







Koht	#	Nimi	I-VOOR	II-VOOR	III-VOOR	Kokku
1	#72	 Alari Lunts BTR Racing · BMW 316	1 3:31.383	1 3:34.339	1 3:34.269	2
2	#18	 Ranno Saar BMW 316	2 3:36.343	4 3:40.285	2 3:35.332	4
3	#90	 Joosep Alliksoo BMW E36	3 3:37.172	6 3:41.828	3 3:35.504	6
4	#53	 Sander Määrits BMW 325i	4 3:37.770	2 3:36.383	5 3:40.676	6
5	#76	 Risto Saar Mercedes-Benz 190D	5 3:39.418	5 3:41.571	4 3:37.488	9
6	#73	 Joonas Palmisto TM Rally Team · Volvo 740	6 3:39.496	3 3:40.108	6 3:43.243	9
7	#50	 Vitali Borovikov BMW 325	7 4:19.541	7 4:01.682	90 DNS	14

TAGAVEDU CENTRAL (Tänavarehv)

















Koht	#	Nimi	I-VOOR	II-VOOR	III-VOOR	Kokku
1	#7	 Ragnar Kaljuste Toyota Mr2	2 3:27.422	1 3:25.696	3 3:32.023	3
2	#81	 Eke Nurm Toyota MR2	1 3:26.643	2 3:26.297	9 DSQ	3
3	#83	 Mihkel Võsa Toyota MR2	3 3:28.957	3 3:28.589	1 3:29.180	4
4	#82	 Kristjan Priilinn KTP Rally Team · Toyota MR2	4 3:28.996	6 3:46.125	2 3:29.551	6
5	#177	 Andreas Aruaas Toyota MR2	5 3:30.031	4 3:32.804	4 3:36.238	8
6	#84	 Oliver Ots Toyota MR2	6 3:32.672	5 3:33.301	5 3:37.801	10



4WD MINI (Tänavarehv)

Koht	#	Nimi	I-VOOR	II-VOOR	III-VOOR	Kokku
1	#52	 Kaarel Kutsar Subaru Justy	3 3:08.161	1 3:05.555	1 3:05.332	2
2	#55	 Mihkel Tomingas Subaru Justy	1 3:07.372	2 3:07.426	3 3:08.164	3
3	#51	 Indrek Roostar Mazda 323	2 3:07.621	4 3:10.035	4 3:09.128	6
4	#49	 Henri Kutsar Subaru Justy	4 3:12.086	3 3:09.641	11 3:25.020	7
5	#77	 Trevor Tooming Seat Ibiza	6 3:15.605	7 3:14.637	2 3:07.567	8
6	#47	 Andre Kurg Subaru Justy	5 3:12.482	5 3:12.633	5 3:10.879	10
7	#39	 Kristjan Kutsar	7	11	6	13







Koht	#	Nimi	I-VOOR	II-VOOR	III-VOOR	Kokku
		 Kutsar Racing · Subaru Justy	3:17.127	3:22.148	3:13.527	
8	#112	 Ain Allas Subaru Justy	8 3:17.727	9 3:17.168	7 3:16.250	15
9	#75	 Mihkel Tomingas Jun Subaru Justy	9 3:18.248	6 3:14.622	9 3:18.754	15
10	#56	 Raimo Lilleorg Mitsubishi Colt	12 3:29.349	8 3:16.797	8 3:17.723	16
11	#46	 Heikko Ots Subaru Justy	10 3:21.633	10 3:19.363	10 3:23.090	20
12	#96	 Margus Ojaots Honda Civic	11 3:25.039	12 3:25.368	12 3:33.524	23

4WD (Tänavarehv)

Koht	#	Nimi	I-VOOR	II-VOOR	III-VOOR	Kokku
1	#103	 Oliver Keller 360Auto · Subaru Impreza	1 3:09.463	1 3:09.937	7 3:13.233	2
2	#93	 Kristen Priilinn KTP · Audi 80	4 3:12.522	4 3:11.246	1 3:10.344	5
3	#106	 Peeter Piip Audi A4	5 3:14.672	3 3:11.129	2 3:11.352	5
4	#8	 Mihkel Mürk Mitsubishi Lancer Evo 3	3 3:10.634	2 3:10.677	3 3:11.602	5
5	#94	 Kristo Tagaväli Mitsupishi Lancer Evolution	13 3:19.627	5 3:14.103	4 3:12.436	9
6	#6	 Marko Muru Toyota Yaris	2 3:09.878	8 3:15.477	19 3:22.100	10
7	#88	 Jaan Kontro Subaru Impreza	7 3:16.945	14 3:19.469	5 3:12.914	12
8	#107	 Raik-Karl Aarma Mitsubishi Lancer Evo	6 3:15.531	6 3:14.918	9 3:14.985	12
9	#116	 Ronald Reisin Ronald Reisin · Toyota Yaris	8 3:17.634	7 3:15.184	16 3:19.445	15
10	#117	 Janno Tooming Polo	11 3:18.137	11 3:18.231	6 3:13.223	17
11	#105	 Otto Kontro Subaru Impreza	9 3:17.641	16 3:21.738	8 3:13.515	17
12	#87	 Indrek Paluteder Audi 80	12 3:18.539	9 3:16.476	11 3:17.165	20
13	#92	 Kenneth Kamla Subaru Impreza	18 3:23.739	12 3:18.382	10 3:15.242	22
14	#108	 Sten Luhtaru Subaru Impreza	10 3:17.860	22 3:36.969	13 3:18.244	23
15	#86	 Harri Parmo Subaru Impreza	19 3:23.821	13 3:18.699	12 3:17.441	25
16	#109	 Sten-Erik Sild Subaru Impreza	16 3:22.250	10 3:18.207	15 3:18.933	25

Koht	#	Nimi	I-VOOR	II-VOOR	III-VOOR	Kokku
17	#89	 Jarmo Puu Audi S1	14 3:20.442	15 3:20.461	14 3:18.680	28
18	#111	 Tarmo Tuherm Audi A3	17 3:22.621	18 3:22.609	17 3:20.476	34
19	#98	 Margus Priks Toyota Yaris	21 3:25.915	19 3:23.214	18 3:21.206	37
20	#71	 Kaido Pantelejev Audi A4	20 3:25.247	17 3:22.574	20 3:23.250	37
21	#91	 Kalle Adler Mitsubishi Lancer	22 3:29.231	20 3:23.782	21 3:24.273	41
22	#85	 Allar Goldberg LGT · Toyota Rav4	24 3:32.922	21 3:34.941	23 3:33.953	44
23	#102	 Martin Goldberg LGT · Toyota Rav4	23 3:31.688	23 3:37.414	22 3:31.094	45
NA	#95	 Lembit Nõlvak BTR · Toyota Yaris GR	15 3:20.644	90 DNS	90 DNS	105
NA	#5	 Raini Roomets Audi A3	25 3:49.351	90 DNS	90 DNS	115

SSV (Tänavarehv)

Koht	#	Nimi	I-VOOR	II-VOOR	III-VOOR	Kokku
1	#114	 Ivar Rühka RRT · Canam Maveric	1 3:03.644	1 3:01.770	90 DNS	2
2	#888	 Indrek Naar Can Am Maveric	2 3:10.512	2 3:13.715	1 3:16.883	3
3	#78	 Lauri Soots Can-Am Maverick X3	3 3:11.652	5 3:23.984	2 3:20.809	5
4	#115	 Jaanus Jürjer RRT · Can Am Maveric	5 3:17.286	4 3:16.523	3 3:28.754	7
5	#14	 Mario Karuse Can-Am Maverick X3	4 3:14.746	3 3:14.067	5 3:35.149	7
6	#113	 Erkki Edur Can-Am Maverick X3	6 3:34.246	6 3:29.903	4 3:31.274	10

Kuupäev: 24.1.2026, 14:17:47

